





## INTERIOR DESIGN SPECIFICATIONS

CODE	IMAGE	ITEM	LOCATION	PRODUCT	CONTACT	NOTES
<b>PAINT FINISHES SCHEME 1</b>						
P1A		PAINT FINISH	GENERAL PAINT THROUGHOUT	PRODUCT: BENJAMIN MOORE COLOUR: SILVER SATIN 0C-26 FINISH: EGGSHELL	BENJAMIN MOORE PAINT	* AWARDED PAINT SUPPLIER TO PROVIDE A SAMPLE MATCHED TO THE BENJAMIN MOORE SPECIFICATION TO BE APPROVED BY DESIGNER
P2A		PAINT FINISH	POWDER ROOM	PRODUCT: DULUX COLOUR: ZEPPELIN 30YY 46/036 FINISH: EGGSHELL	DULUX PAINT	* AWARDED PAINT SUPPLIER TO PROVIDE A SAMPLE MATCHED TO THE DULUX SPECIFICATION TO BE APPROVED BY DESIGNER
P3A		PAINT FINISH	INTERIOR DOORS THROUGHOUT	PRODUCT: BENJAMIN MOORE COLOUR: COLLINGWOOD 0C-28 FINISH: FLAT	BENJAMIN MOORE PAINT	* AWARDED PAINT SUPPLIER TO PROVIDE A SAMPLE MATCHED TO THE BENJAMIN MOORE SPECIFICATION TO BE APPROVED BY DESIGNER
P4A		PAINT FINISH	FINISHED CARPENTRY & CEILING	PRODUCT: BENJAMIN MOORE COLOUR: 0C-65 CHANTILLY LACE FINISH CARPENTRY FINISH: SEMI-GLOSS CEILING FINISH: FLAT	BENJAMIN MOORE	* AWARDED PAINT SUPPLIER TO PROVIDE A SAMPLE MATCHED TO THE BENJAMIN MOORE SPECIFICATION TO BE APPROVED BY DESIGNER